



# SWIM SPAS & AQUATIC FITNESS

Experience the power of a Home Swim Spa or Aquatic Fitness System. Slip in to a Swim Spa and find a perfect environment for relaxation, rejuvenation, and exercise. A portable swimming spa brings complete wellness of the mind, body and spirit, helping you to:

Unwind and let go as you give in to the water's serenity. Warm hydrotherapy relaxes your muscles and helps give you a better night's rest.

Slim, tone, stretch, and strengthen while exercising in the privacy of your home. The water's graded resistance adjusts to your body for a safe and effective workout, taking you to a new level of fitness, regardless of your age or fitness level.

Indulge in true bliss as you soak up the comfort and beauty of your Swim Spa. Hydrotherapeutic massage releases endorphins to leave you feeling euphoric and uplifted. Financing available call 856-234-7799

**Preview some of your options below.**



# Bossetti



## Features:

- Seating for 5 Adults (Spa Side)
- Built-in Entry System from Spa to Swim Spa
- 37 Stainless Steel Jets (Spa Side)
- 6 Adjustable Variable Flow Swim Jets
- Dual Laminar Flow Fountains & Waterfall
- Dream Collar Neck Therapy Seats
- Ozone Water Management System



# Della



## Features:

- Seating for 4-6 Adults (Spa Side)
- 38 Stainless Steel Jets (Spa Side)
- 3 Variable Flow River Swim Jets
- Dual Micro-Cleanse Triple Stage Filters
- LED Colored Accent Lighting
- Integrated Ozone Water Management System





# Limken



## Features:

- Seating for 4-6 Adults (Spa Side)
- 33 Stainless Steel Jets (Spa Side)
- 3 Variable Flow River Swim Jets
- Dual Micro-Cleanse Triple Stage Filters
- LED Colored Accent Lighting
- Integrated Ozone Water Management System



# Piscina



## Features:

- 6 person spa
- 54 Stainless Steel Jets
- 5 Adjustable Variable Flow Exercise Jets
- Dream Collar Neck Therapy Seat
- Dual Micro-Cleanse Triple Stage Filters
- LED Colored Accent Lighting
- Dual Laminar Flow Fountains
- Integrated Ozone Water Management System





# Salto



## Features:

- Molded Entry Step
- 4 Variable Flow Swim Jets
- Dual Micro-Cleanse Triple Stage Filters
- LED Colored Accent Lighting
- Integrated Ozone Water Management System



# Tarsus



## Features:

- Molded Entry Step
- 2 Variable Flow Swim Jets
- Micro-Cleanse Triple Stage Filters
- LED Colored Accent Lighting
- 4 Laminar Flow Fountain Jets
- Integrated Ozone Water Management System





# Togela



## Features:

- Seating for 4 Adults (Spa Side)
- 35 Stainless Steel Jets (Spa Side)
- 6 Adjustable Variable Flow Swim Jets
- Dual Micro-Cleanse Triple Stage Filters
- LED Colored Accent Lighting
- Integrated Ozone Water Management System



# Vetis



## Features:

- Seating for 4-6 Adults (Spa Side)
- 33 Stainless Steel Jets (Spa Side)
- 3 Variable Flow River Swim Jets
- Dual Micro-Cleanse Triple Stage Filters
- LED Colored Accent Lighting
- Integrated Ozone Water Management System



# FREESTYLE 14

## FEATURES

Dimensions: 90" x 168" x 51"

Dry Weight: 2900 lbs. (approx.)

Ozone with Corona Discharge (Optional)

**e** Thermo Pane Foam Insulation

**e** Deluxe UL Listed Insulation/Safety Cover

Overlap Shell Finish

Waterproof Spa Base

Dual Balboa Topside Controls

Heated Turbo Air Blowers

Aromatherapy

1 x 4 HP Filter/Swim Jet Pump

3 x 4 HP Swim Jet Pumps

24 Stainless Steel Hydrotherapy Jets

3 Stainless Steel River Swim Jets

Underwater Light 5"

Tiled Swimlane

Tiled Waterline Mosaic Feature

Stand Up Massage Station

Exercise Equipment Pack



## COLOR OPTIONS

## CABINET OPTIONS



Cameo



Silver Marble



Mahogany



Mocha  
Mahogany



Walnut  
Mahogany



Coastal  
Mahogany

Seats

3

Capacity

1750 Gal.

S/Steel Jets

27

Electrical

50 Amps  
or  
70 Amps

Filter Size

120 sq ft

Heater

5.5kW


Turbo Air

1150 Watt  
Heated  
Blower

Music System\*



\*Music upgrade option available



# When Two Worlds Collide

Exercise and Relaxation are not typically found in the same sentence. However, that is exactly what you'll get with the all new Redesigned Islander Swim Spa.



▲ Relax or Entertain guests with seating for 11.

Now your family can get the exercise they need to stay healthy and fit, without driving to an expensive spa. Plus you'll enjoy the extra benefit of having your own pool & party spa to relax in any time.

## World Class Engineering Built Into Every Swim Spa

Available in Cameo or Sterling Silver only.



▲ Image shows curling accessory.

### FEATURES

- Dimensions: 70" x 151.5" x 42"
- Dry Weight: 1500 lbs. (approx.)
- Onyx with Corona Discharge (Optional)
- Therma Pane Foam Insulation
- Deluxe UL Listed Insulation/Safety Cover
- Overlap Shell Finish
- Waterproof Spa Base
- Balboa CAT 2000 220V/50A
- Heated Turb. Air Blowers
- Aromatherapy
- 1 x 6-HP Filter/Swim Jet Pump
- 1 x 4-HP Swim Jet Pump
- 18 Stainless Steel Hydrotherapy Jets
- 1 Stainless Steel River Swim Jet
- Underwater Light 3"
- Tiled Swimlane
- Tiled Waterline Mosaic Feature
- Exercise Equipment Rack
- Swim Pro Pole & Harness
- Merip Sound System (Optional)
- Lifetime Warranty on Mahogany Wood

Colors and accessories subject to change without notice.




14' x 22' Swim Spa Shoji ▲



# MARATHON 18/5

Dual temperature swim trainer with 5 person spa



Catalina's unique workout kit includes a rowing attachment, swimming belt with side fitted swim stabilizers, upper body, arm and leg resistance trainers.

## FEATURES

Dimensions: 90" x 211" x 54"

Dry Weight: 3400 lbs. (approx.)

Ozone with Corona Discharge (Optional)

ⓔ Thermo Pane Foam Insulation

ⓔ Deluxe UL Listed Insulation/Safety Cover

Overlap Shell Finish

Waterproof Spa Base

Dual Balboa Topside Controls

Aromatherapy

1 x 5 HP / 1 x 4 HP Filter/Swim Jet Pump

1 x 5 HP / 2 x 4 HP Swim Jet Pumps

24 Stainless Steel Hydrotherapy Jets

3 Stainless Steel River Swim Jets

30 Stainless Steel Pool/Therapy Jets

Independent Balboa Pool and Spa Controls

Independent Pool and Spa Filtration

Independent Pool and Spa Heating

Pool and Spa Heated Turbo Air Blowers

Underwater Pool & Spa Light 5"

8 Crystal Waterfalls on Pool

2 Crystal Waterfalls on Spa

Tiled Swimlane and Step Edge

Stand Up Massage Station

Exercise Equipment Pack

## 4 PUMP OPTION\*\* 70 AMPS

1 x 5 HP | 1 x 4 HP Filter/Swim Jet Pumps

1 x 5 HP | 1 x 4 HP Swim Jet Pumps

## COLOR OPTIONS



Cameo



Silver Marble

## CABINET OPTIONS



Mahogany



Mocha Mahogany



Walnut Mahogany



Coastal Mahogany

Seats



8

Capacity



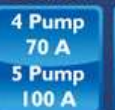
2000 Gal.

S/Steel Jets




57

Electrical



4 Pump  
70 A  
5 Pump  
100 A

Filter Size



Pool  
120 sq ft  
Spa  
120 sq ft

Heater



2 x  
5.5kW

Turbo Air



2 x | 150W  
Heated  
Blower

Music System\*



iPod  
CD  
MP3

\*Music upgrade option available

# MARATHON LOUNGE 18/3

Dual temperature swim trainer with 3 person spa



Music upgrade model shown

## COLOR OPTIONS CABINET OPTIONS



Seats <b>5</b>	Lounge <b>1</b>	Capacity <b>2000 Gal.</b>	S/Steel Jets <b>67</b>	Electrical** <b>4 Pump 70 A 5 Pump 100 A</b>	Filter Size <b>Pool 120 sq ft Spa 60 sq ft</b>	Heater <b>2 x 5.5kW</b>	Turbo Air <b>2 x 1150W Heated Blower</b>	Music System* <b>iPod MP3</b>
-------------------	--------------------	------------------------------	---------------------------	---	---	--------------------------------	---	--------------------------------------

\*Music upgrade option available \*\*4 and 5 pump options available

## FEATURES

- Dimensions: 90" x 211" x 52"
- Dry Weight: 3400 lbs. (approx.)
- Ozone with Corona Discharge (Optional)
- Thermo Pane Foam Insulation
- Deluxe UL Listed Insulation/Safety Cover
- Overlap Shell Finish
- Waterproof Spa Base
- Dual Balboa Topside Controls
- Aromatherapy
- 1 x 5 HP / 1 x 4 HP Filter/Swim Jet Pump
- 1 x 5 HP / 2 x 4 HP Swim Jet Pumps
- 34 Stainless Steel Hydrotherapy Jets
- 3 Stainless Steel River Swim Jets
- 30 Stainless Steel Pool/Therapy Jets
- Independent Balboa Pool and Spa Controls
- Independent Pool and Spa Filtration
- Independent Pool and Spa Heating
- Pool and Spa Heated Turbo Air Blowers
- Underwater Pool & Spa Light 5"
- 8 Crystal Waterfalls on Pool
- 2 Crystal Waterfalls on Spa
- Tiled Swimlane and Step Edge
- Exercise Equipment Pack

## 4 PUMP OPTION\*\* 70 AMPS

- 1 x 5 HP 1 x 4 HP Filter/Swim Jet Pumps
- 1 x 5 HP 1 x 4 HP Swim Jet Pumps

# REGATTA 12



## FEATURES

- Dimensions: 90" x 151.5" x 51"
- Dry Weight: 2700 lbs. (approx.)
- Ozone with Corona Discharge (Optional)
- e** Thermo Pane Foam Insulation
- e** Deluxe UL Listed Insulation/Safety Cover
- Overlap Shell Finish
- Waterproof Spa Base
- Dual Balboa Topside Controls
- Heated Turbo Air Blowers
- Aromatherapy
- 1 x 4 HP Filter/Swim Jet Pump
- 3 x 4 HP Swim Jet Pumps
- 24 Stainless Steel Hydrotherapy Jets
- 3 Stainless Steel River Swim Jets
- Underwater Light 5"
- Tiled Swimlane
- Tiled Waterline Mosaic Feature
- Stand Up Massage Station
- Swim Pro Pole and Harness

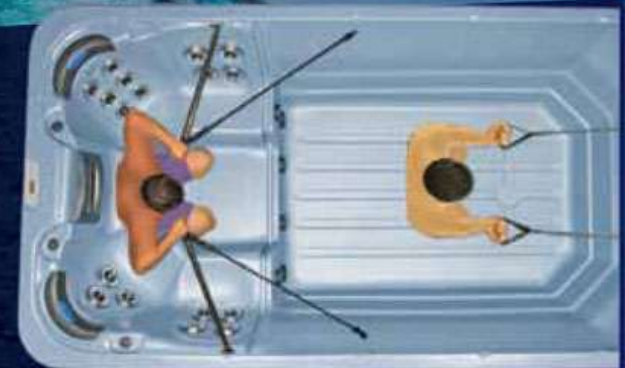
Exercise equipment pack included on all 14', 16' and 18' models

## COLOR OPTIONS CABINET OPTIONS



Seats <b>3</b>	Capacity <b>1600 Gal.</b>	S/Steel Jets <b>27</b>	Electrical <b>50 Amps or 70 Amps</b>	Filter Size <b>120 sq ft</b>	Heater <b>5.5kW</b>	Turbo Air <b>1150 Watt Heated Blower</b>	Music System* <b>iPod CD MP3</b>
-------------------	------------------------------	---------------------------	---	---------------------------------	------------------------	---	---

\*Music upgrade option available



# RELAY 16



## FEATURES

- Dimensions: 90" x 190.5" x 51"
- Dry Weight: 3200 lbs. (approx.)
- Ozone with Corona Discharge (Optional)
- Thermo Pane Foam Insulation
- Deluxe UL Listed Insulation/Safety Cover
- Overlap Shell Finish
- Waterproof Spa Base
- Dual Balboa Topside Controls
- Heated Turbo Air Blowers
- Aromatherapy
- 1 x 4 HP 2 Speed Pump
- 3 x 4 HP Swim Jet Pumps
- 25 Stainless Steel Hydrotherapy Jets
- 3 Stainless Steel River Swim Jets
- Underwater Light 5"
- Tiled Swimlane
- Stand Up Massage Station
- Exercise Equipment Pack

Optional divider available

## COLOR OPTIONS CABINET OPTIONS



Seats 5	Capacity 1850 Gal.	S/Steel Jets 38	Electrical 50 Amps or 70 Amps	Filter Size 120 sq ft	Heater 5.5kW	Turbo Air 1150 Watt Heated Blower	Music System* 
------------	-----------------------	--------------------	--	--------------------------	-----------------	--	-------------------

\*Music upgrade option available





Dual Badu®Stream Jet System



SWIMMING

TREADMILL

ROWING

STRENGTH TRAINING

STRETCHING

HYDROTHERAPY



# TidalFit Exercise Pool

## Dual Badu®Stream Jet System



### North America, 60 Hz

Size	168 x 91 x 52 in	Volume	1,715 gal
Swim Jet Pump	230V Speck, 4HP	Weight (Dry)	2,000 lbs
Circulation	0.25 HP	Weight (Full)	16,303 lbs
Heater	5.5/11 kW	Filter	(3) 50 sq. ft.

### Export, 50 Hz

Size	427 x 231 x 138 cm	Volume	6,491 lt
Swim Jet Pump	230V Speck, 4HP	Weight (Dry)	907 kg
Circulation	0.25 HP	Weight (Full)	7,395 kg
Heater	3.0/8.5 kW	Filter	(3) 50 sq. ft.

**Dual Badu Swim Jet System** - Two large, adjustable swim jets provide a strong current and can be adjusted to a softer current for beginning swimmers. This system consists of a pair of swim jets powered by one commercially rated pump. Very powerful, for maximum performance.

## Quad Swim Jet System



### North America, 60 Hz

Size	168 x 91 x 52 in	Volume	1,715 gal
Swim Jet Pumps	(2) 230V, 4.0 BHP	Weight (Dry)	2,000 lbs
Circulation	0.25 HP	Weight (Full)	16,303 lbs
Heater	5.5 kW	Filter	(3) 50 sq. ft.

### Export, 50 Hz

Size	168 x 91 x 52 in	Volume	6,491 lt
Swim Jet Pumps	(2) 230V, 2.5 HP	Weight (Dry)	907 kg
Circulation	0.25 HP	Weight (Full)	7,395 kg
Heater	3.0 kW	Filter	(3) 50 sq. ft.

**Quad Swim Jet System** - The quad system provides four adjustable swim jets for a powerful swim current and can be adjusted to a softer current for beginning swimmers. The Quad jets are smaller and just as powerful as the Dual Badu, but they do not have the patented Badu water intake system. Instead, additional intake areas are needed at different points in the swim spa. These swim jets require two commercially rated swimming pool pumps. The variable flow controls allows you to adjust the water flow to any desired speed.

# TidalFit Exercise Pool

EP-14



	US	INTERNATIONAL
<b>Hertz</b>	60	50
<b>Size</b>	168 x 91 x 52 in	427 x 231 x 138 cm
<b>Volume</b>	1,200 gal	4,542 lt
<b>Weight (Dry)</b>	2,000 lbs	907 kg
<b>Weight (Filled)</b>	12,000 lbs	5,443 kg
<b>Heater</b>	5.5/11 KW	3/8.5 kw
<b>Topside</b>	Digital LCD	Digital LCD
<b>Circulation System</b>	Hi-Flow	Hi-Flow